

STATUE OF LIBERTY NATIONAL MONUMENT & ELLIS ISLAND IMMIGRATION MUSEUM



VISITOR GUIDE

How to make the most of your visit to the Statue of Liberty and Ellis Island:

1. **Buy tickets online and print at home.** Bypass the ticket booth and go straight to security.
2. **Ferry to the Statue of Liberty and Ellis Island from New Jersey.** Take the Liberty Landing Ferry from the World Financial Center Terminal to Liberty State Park. Lines for security are minimal.
3. **Download our visitor guide and keep it accessible on your phone.** It will help you find your way to the departure area and give you lots of information to prepare you for your trip.
4. **Bring snacks and entertainment for your time in the security line** – especially if you have children in your group.
5. With convenient highway access and ample parking, **the New Jersey departure point at Liberty State Park is also the optimum choice** for the Statue of Liberty, Ellis Island and the 9-11 Memorial site **via auto, bus or light rail.**
6. **Book mid-week visit and arrive before 10 am or after 1 pm;** and rainy days equal less crowds.
7. **Note restricted items listed in the visitor guide.** Do not bring any of these items. They will be confiscated and **NOT RETURNED.**
8. **If you only intend to visit one island, plan to depart later in the day.**
9. If you just want that one magic photo – Lady Liberty herself – **consider taking the Liberty Harbor Cruise.** Frequent daily departures from Battery Park and **no lines.**
10. **Did we mention New Jersey?** Really, come experience the best views of the Manhattan skyline and **breeze through security and onto Liberty and Ellis Islands.**

Purchase Online • Print at Home

Reserve Departure Time When Possible

Reserve & Flex Tickets:



Reserve Ticket – Reserve a specific day and time to enter the screening facility and board the ferry. If there is a delay in arriving, visitors can enter security on the next available time slot.



3-Day Flex Ticket – Valid for one entry in a three day period. This gives the visitor flexibility in their departure time. If the departure time is certain, the Reserve Ticket is encouraged for purchase, as the time spent in line will be significantly shorter.

Prohibited Items in Security Tent:

If you have any of the below items with you at the time of your visit they **will be confiscated and not returned.**



weapons



explosives



knives & tools



mace



packages



large baggage



coolers



Connect with us: Statue Cruises @



© SC-4389-05/11

SAVE TIME IN LINE! - Depart from Liberty State Park

Statue Cruises strongly encourages the use of our Liberty State Park, New Jersey location for faster processing, boarding, convenient access, and ample parking. The less you wait in line, the longer you can enjoy your trip to the Statue of Liberty and Ellis Island!

Getting to Liberty State Park, NJ



FROM BATTERY PARK TO LIBERTY STATE PARK

Recommended
Follow path to Liberty
Landing Ferry.

libertylandingferry.com



 Walk



Battery Park, New York City












TICKETS

-  Ticket Purchase
-  Pre-Paid/Will Call


BOARDING LINES

-  Reserve
-  Flex

PUBLIC TRANSPORTATION

-   Subway Stops
-       

PARKING

-  Paid Parking

New York's Sights in just 1 Hour!

Don't have enough time to go to Statue of Liberty and Ellis Island? Did you know you can trade in your ticket for a 1 hour Harbor Cruise around New York Harbor.

Cruises depart hourly.



Tickets & General Information

statuecruises.com
201.604.2800



Statue Cruises is the concessioner authorized by the National Park Service, Department of the Interior, to serve the public at the Statue of Liberty National Monument and Ellis Island. ©2011 Statue Cruises. All Rights Reserved.